



HOWLONG

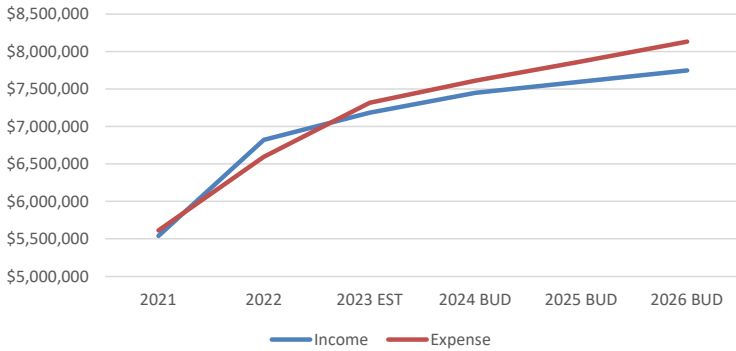
GOLF RESORT

Profit & Loss [Budget]

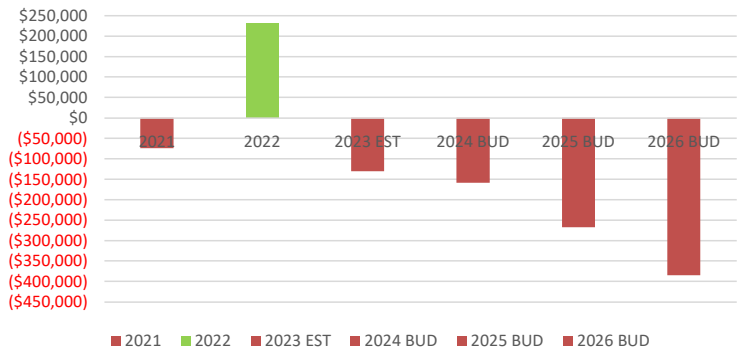
	Actual			Budget		
	2021	2022	2023 EST	2024 BUD	2025 BUD	2026 BUD
Total Income	\$5,541,010	\$6,821,911	\$7,185,447	\$7,450,148	\$7,599,007	\$7,750,844
Total Cost Of Sales	\$824,233	\$998,647	\$1,195,566	\$1,219,477	\$1,243,867	\$1,268,744
Gross Profit	\$4,716,777	\$5,823,264	\$5,989,881	\$6,230,670	\$6,355,141	\$6,482,100
Expenses						
Golf Operations	\$989,873	\$977,769	\$1,139,695	\$1,163,388	\$1,197,010	\$1,231,666
Golf Shop	\$449,638	\$462,049	\$532,041	\$543,395	\$559,622	\$576,356
Bar Operations	\$207,473	\$226,148	\$381,368	\$388,995	\$400,665	\$412,665
Poker Machines	\$766,940	\$888,567	\$909,657	\$927,850	\$954,333	\$981,584
Accommodation	\$471,294	\$602,042	\$607,209	\$622,768	\$644,275	\$666,938
General Club Operations	\$1,251,419	\$1,547,691	\$1,660,691	\$1,785,612	\$1,880,466	\$1,982,319
Promotions	\$223,358	\$344,047	\$263,388	\$268,656	\$276,715	\$285,017
Bistro Operations	\$430,966	\$544,684	\$626,065	\$688,672	\$709,318	\$730,584
Operating Profit	(\$74,184)	\$230,267	(\$130,233)	(\$158,665)	(\$267,264)	(\$385,030)
EBITDARD %	9.1%	11.6%	6.6%	6.1%	4.7%	3.3%

Budget - Key Performance Indicators

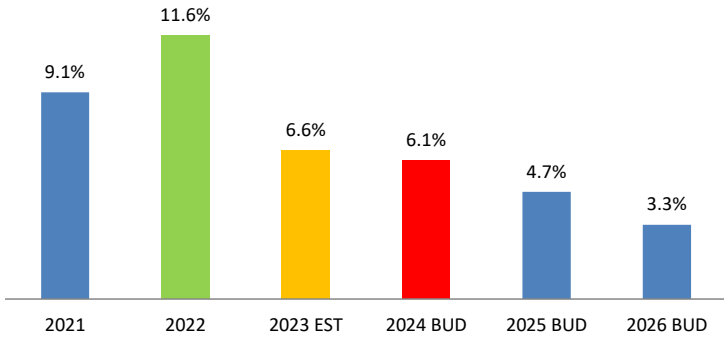
Projected Income v Expenses



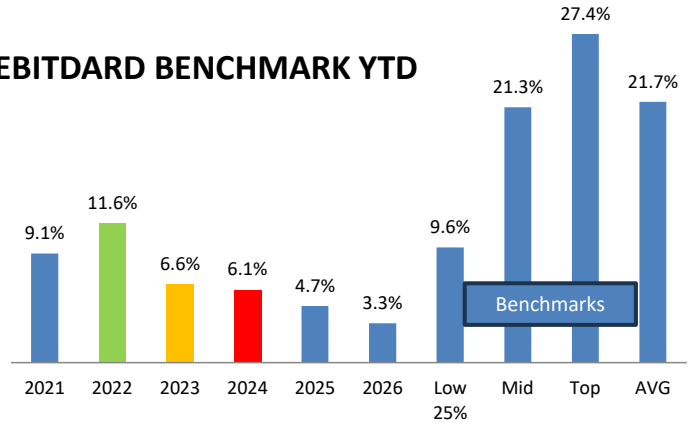
Net Profit/(Loss)



EBITDARD Budget



EBITDARD BENCHMARK YTD

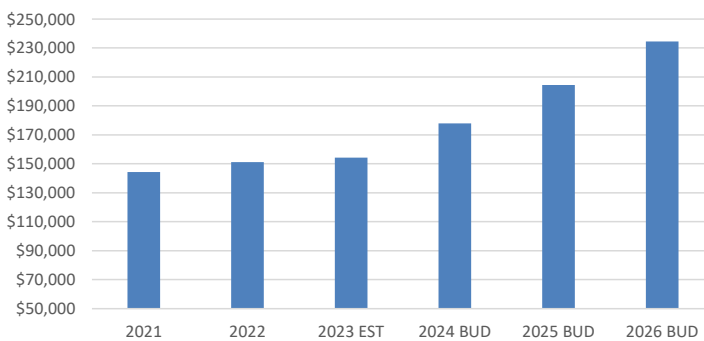


< 10%	Disaster looming
10-15%	Changes required short term
15-20%	Ongoing monitoring, improvement possible
20-25%	Going fairly well, still a chance for improvement
> 25%	A very healthy cashflow

EBITDARD Defined:

EBITDARD – is the acronym for Earnings Before Interest, Taxes, Depreciation, Amortization, Rent and Donations. EBITDARD is an approximate measure of a club's operating cash flow. ... Sometimes EBITDARD is also called operational cash flow.

Electricity Expense



General Club Operations Costs

